



# 2011 PROGRESS REPORT

**On Community Outcomes,  
Indicators, and Strategies**

*Healthy People & Behaviors*

*Stable Families*

*Young People Succeeding*

*Safe & Supportive Neighborhoods*



**Logan County Family & Children First Council**

*A collaborative of child & family serving organizations working together  
to develop and coordinate services and resources in Logan County.*

# TABLE OF CONTENTS

## PAGE

1	Cover
2	Table of contents
2	Family & Children First Overview
3	Results Based Accountability Overview
4	Shared Plan Logic Model
5	Capacity building plan
<i>RESULTS</i>	
6	Healthy People & Behaviors
8	Stable Families
10	Young People Succeeding
12	Safe & Supportive Neighborhoods
14	Membership, Officers, Chairs, & Staff



## *What is Family & Children First Council*

The **MISSION** of The Logan County FCF Council is to facilitate collaboration among child & family serving systems to plan, develop and coordinate services and resources for children, youth, and their families through three primary goals.

- 1. Building Capacity**
- 2. Coordinating Systems & Services**
- 3. Creating Community Change**

Ohio Revised Code, section 121.37 established county Council's including two core mandates.

The **first is system & service coordination**, which is accomplished through the development of the County Service Coordination Mechanism, a set of cross system procedures outlining how agencies will work together to serve individual children & their families with multiple-needs. The county Triage Team is responsible to implement and monitor the procedures contained in the approved mechanism.

The **second is annual planning process** to:

- Maintain an accountability system to monitor progress in achieving results for children and families
- Develop & implement a process that annually evaluates and prioritizes services, fills service gaps and where possible invent new approaches to achieve better results

These mandates are implemented through the process presented in this report.

# Results Based Accountability

## THE COMMUNITY'S FOCUS ON GETTING RESULTS

In 2009, Logan County developed a shared planning process that is guided by the tools and concepts called Results-Based Accountability (RBA). The ideas of RBA come from Mark Friedman of the Fiscal Policy Studies Institute. RBA is a way for the community to talk about some of the important issues that affect it's overall quality of life.

RBA makes an assumption that there is a relationship between what we are doing (government & nongovernment) and the results generated (well-being indicators). It is a system of thought and action that allows population well-being and performance of programs/agencies to be treated as separate but connected enterprises. The basic premise is that through monitoring of community well-being, conditions will more likely be affected positively.

Results Based Accountability is a simple, common sense, plain language approach for community planning. There is a simple progression of thought at the heart of this process...the following questions:

- 1) **What do we want?**                      2) **How would we recognize it?**                      3) **What will it take to get there?**

The product of the Results Based Accountability process is a shared plan for how to improve the well-being of families in Logan County. It is a **COMMUNITY DIALOG PROCESS** and anyone from the county is invited to participate.

## **WHAT DO WE WANT?**    Results!

Results are the condition of well-being we would like to say exist for the population we are talking about. The results we want for the people of Logan County include:

1. Healthy People & Behaviors
2. Stable Families
3. Young People Succeeding
4. Safe & Supportive Neighborhoods

In order monitor and plan for success, Council has developed an Outcome Team for each of the four results. Each team has a Champion who is responsible for implementing the Results Based Accountability planning process in the county.

## **HOW WOULD WE RECOGNIZE IT?**    Experience (vision) & indicators (data)

We recognize when a result is successful by describing how we experience the result (vision statement) and in terms of data (or indicators). Each outcome team has developed a vision statement and data indicators to measure results!

## **WHAT WILL IT TAKE TO GET THERE?**    Analysis, Research, Action

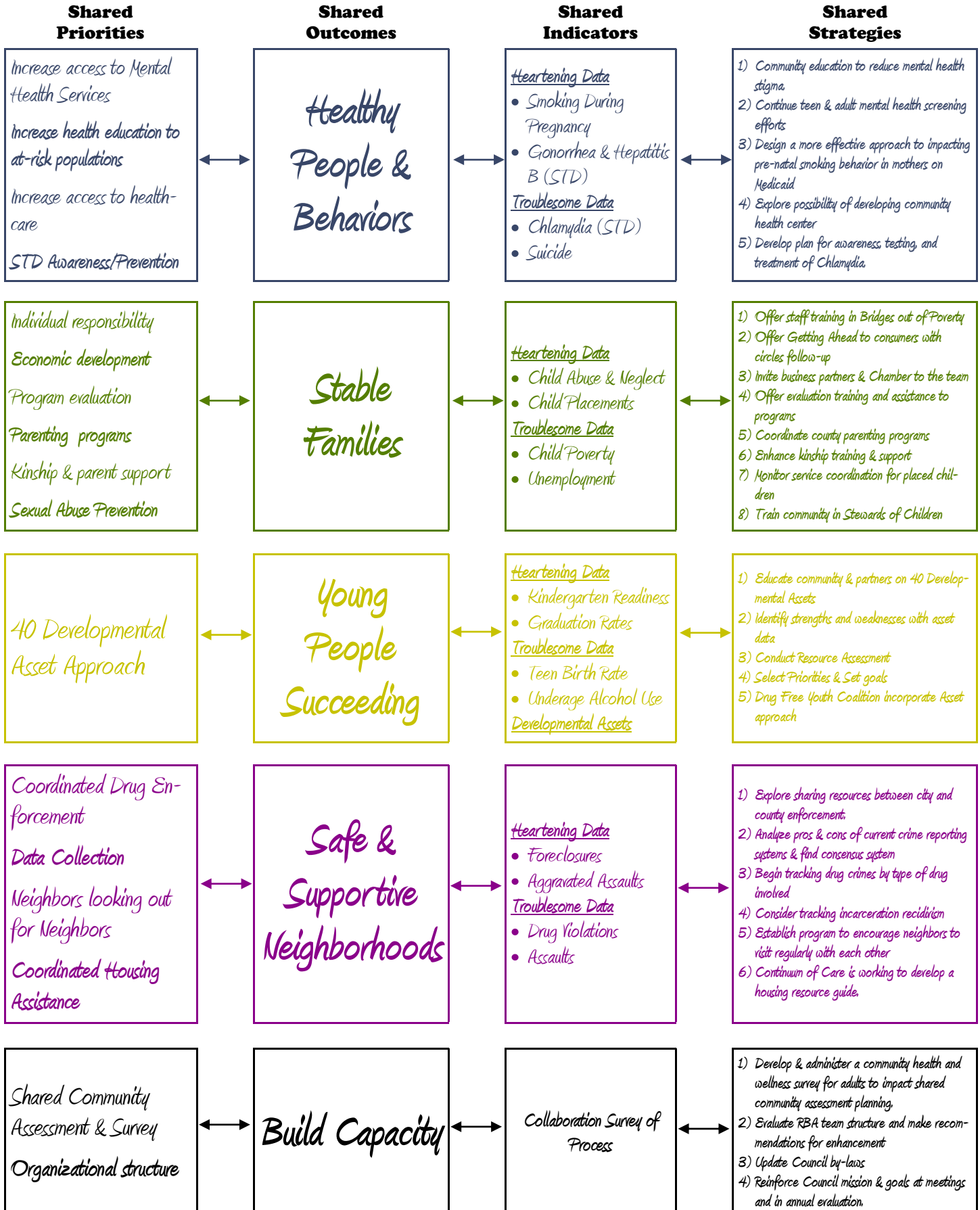
To know how to respond, we have to understand the story behind the indicator trend line, or curve. Which is identifying the local conditions that are preventing the curve from going in the desired direction. Also, it includes exploring what the community is doing that is working and what we can do differently to do better. Within this report, each outcome team shares a report on their "The Story Behind the Curve," "What is Working," and "How to do Better."

Concepts of this report derived from the book, Trying Hard is Not Good Enough, by Mark Friedman, Fiscal Policy Studies Institute. For more information go to [www.resultsaccountability.com](http://www.resultsaccountability.com)

# Logan County Family & Children First Council

## Shared Plan

For State Fiscal Year 2012



# COLLABORATION CAPACITY BUILDING

## Member Priorities

Members were asked to list their top three priority areas for their system/organization and then to describe that priority area and determine if it was appropriate for collaboration. Each response was then categorized in a collaborative goal and general issue/concern area. Table 1 ranks shared priorities by the number of individuals who reported the issue in their agency/organization's top 3 priorities.

**Table 1**  
Summary of Member Priorities

#	Issue/Concern	Collaborative Goal
5	Access to mental health/ Alcohol & Drug services	Creating Community Change -Healthy People & Behaviors
4	Shared Community Assessment process and survey	Building Capacity
4	Child abuse and neglect (education, prevention, response/permanency)	Creating Community Change-Stable Families
4	School Success (safe environment, special ed, sharing services)	Creating Community Change-Young People Succeeding
3	Shared Marketing/organization of services and community resources	Coordinating Systems & Services
2	Transportation	Creating Community Change -Stable Families
1	Pre-conception planning, health & prenatal health	Creating Community Change-Healthy People & Behaviors
1	Health Education	Creating Community Change -Healthy People & Behaviors
1	Obesity	Creating Community Change-Healthy People & Behaviors
1	Access to healthcare	Creating Community Change-Healthy People & Behaviors
1	Child Support Enforcement	Creating Community Change-Stable Families
1	Job Training & Support	Creating Community Change-Stable Families
1	Teen Pregnancy	Creating Community Change-Young People Succeeding
1	Housing Development	Creating Community Change-Safe & Supportive Neighborhoods



## Evaluation of Council Process

Members were asked questions in five categories, presented in Table 2. Each question was scored based on a 4-point scale. With 1-strongly disagree, 2-disagree, 3-agree, and 4-strongly agree. Not sure responses were not given any score. The higher the score, the more likely the participant agreed with the statement.

**Table 2**  
Category Averages

Effectiveness of Structure & Meetings	2.90
Member Relationship, Growth, & Responsibility	2.81
Effectiveness of Community Planning & Change	2.59
Clarity of Vision, Mission, & Goals	2.56
Effectiveness of Outreach & Support	2.2

Averages were calculated for each question and each category. Category averages are presented and prioritized in Table 2. The six highest scoring questions are presented in Table 3, Strengths and the lowest scoring six questions are presented in Table 4, Weaknesses. Identified areas for improvement generated from the survey include 1)members having a better understanding of Council's mission and goals, 2) members having a better understanding of Council's operational structure, and 3) presenting an annual evaluation of council activities based on Council's goals and mission.

**Table 3**  
Strengths (6 highest averages)

Meetings are held in a centrally accessible, comfortable place & at convenient times	3.42
Members of Council work together to jointly plan and implement programs	3.29
Council supports the participation of a diverse group of members	3.22
Members of Council share resources and training opportunities	3.20
Council has a regular meeting cycle that members can count on	3.18
Council has policies and procedures that help us function	3.18

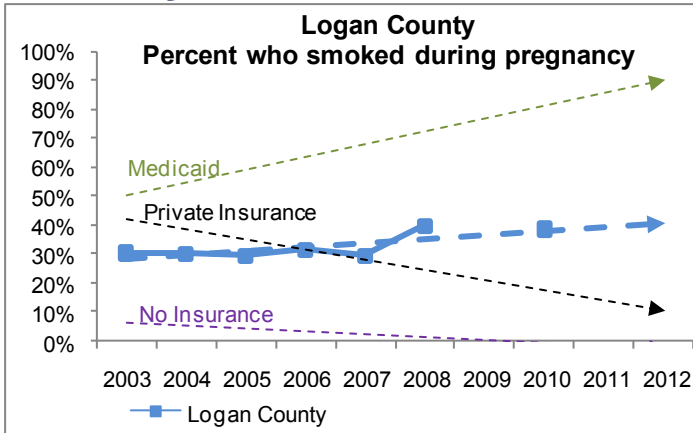
**Table 4**  
Weaknesses ( 6 lowest averages)

Council's annual shared plan is aligned with my plan for the community	1.43
Council has access to resources to achieve our goals	1.90
Members of Council alter how they operate based on Council goals	2.00
All members have copies of the bylaws or can access them online	2.09
Members of Council have an equal say in Council business	2.11
Council's activities are evaluated in relation to its mission and goals	2.15

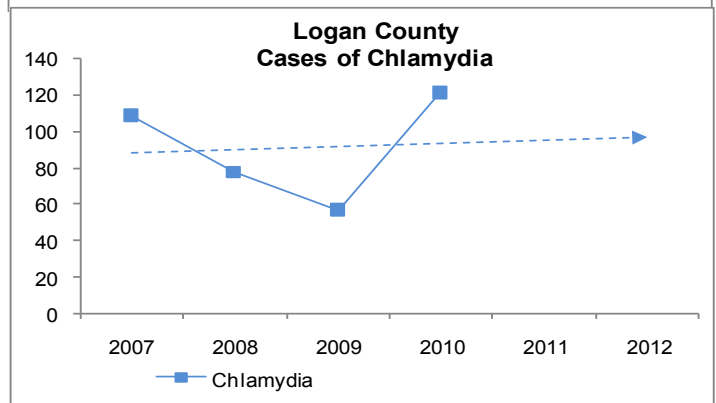
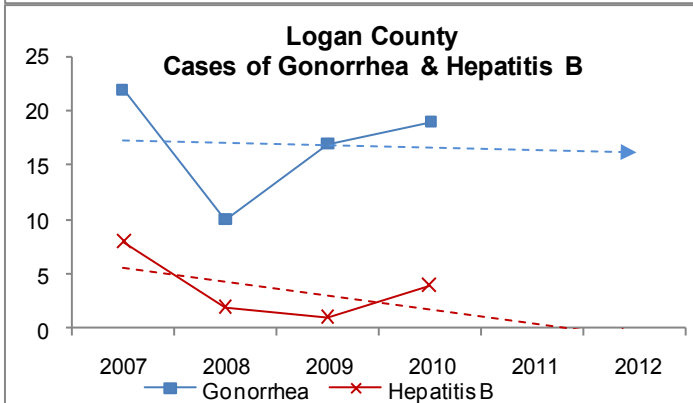
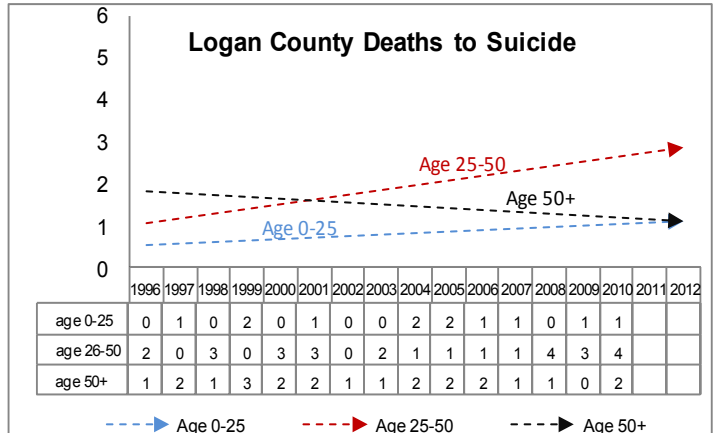
# Healthy People & Behaviors

**VISION** We live in a community that promotes healthy lifestyles. Everyone gets the information & support they need to make healthy choices and avoid preventable health problems. Both physical & mental wellness are valued. Everyone has access to an adequate level of health care, including prenatal care, from birth to death.

## Heartening Indicators



## Troublesome Indicators



## STORY BEHIND THE CURVE

There are many facets to evaluating the overall health of a community. Considering this, the charts above and the issues being reported are only a small part of the larger picture. The indicators shown were selected because of their degree of concern from interested community members, their impact to a variety of the total population, and because there was adequate, current data being collected to report. The "health" of a community and its people involves physical health, mental health and making healthy choices.

The concern demonstrated in the chart on smoking during pregnancy is that among mothers on Medicaid there is a significant increase in the numbers. Given that there is substantial evidence that smoking during pregnancy can affect an infant's weight and development, it is important that we work to impact their decisions to smoke.

Not unlike the state and the nation as a whole, Logan County is noticing an increase in the number of suicides in our community. The needless and untimely death of persons in our community is of great concern. Evidence reports that at least 90% of suicides involve a person dealing with depression. With treatment a person can recover and gain back a sense of purpose in life. Males are at higher risk in Logan County, accounting for 87% of suicides since 1996 (see graph page 7).

There is a marked increase in the confirmed cases of Chlamydia in Logan County. This again, reflects a risk taking behavior among those involved. Understanding the severe implications of unsafe sexual activity is important for community members of all ages.

# WHAT WE ARE DOING TO HELP

Effort

Partner

Reviewing newborn deliveries at MRH identifying mothers who were smokers versus non-smokers and the outcomes of their deliveries	OB-GYN's, Family Physicians, Mary Rutan Hospital (see Graph 1 on right)
Survey given to mothers who report smoking at a prenatal visit to physician's office to evaluate the intensity of the smoking and their readiness to quit	OB-GYN's, Family Physicians, Mary Rutan Hospital
Fresh Start Data Form used for each OB patient that is a smoker to track their progress and outcomes along to path to quitting.	OB-GYN's, Family Physicians Mary Rutan Hospital (see Graph 2 outcomes on right)
Providing education and consultation at MRH at the time of delivery regarding benefits to the patient and the infant to quit smoking. Options for "stop smoking" programs and resources are also shared.	OB-GYN's Family Physicians Mary Rutan Hospital
LOSS Team response to the scene to support a family/close people when there is a suicide.	Suicide Prevention Coalition LOSS Team volunteers
TeenScreen survey for depression and anxiety in all 9th grade classes in Logan County.	Consolidated Care, Inc. MHDAS Board Logan County Schools.
Suicide Awareness Events/ Depressions Screenings/ Community Education	Suicide Prevention Coalition Consolidated Care, Inc. MHDAS Board
Strategic planning and evaluating of local suicide data to determine best approach to prevention	Suicide Prevention Coalition
Education regarding STD's through media, info at physician's offices, businesses and specific info to individuals who test positive for STD's.	Health District Family Physicians
Positive STD's results are mandated to be reported to the Logan County Health District by ODH for data tracking	Health District Family Physicians ODH

# WHAT WILL MAKE THINGS BETTER

Recommendation (Shared Priorities)

Strategy

<b>Increase access to Mental Health Services</b>	Community education to reduce stigma Continue screening efforts to identify youth and adults that need help
<b>Increase health education to at-risk populations</b>	Design a more effective approach to impacting prenatal smoking behavior in mothers on Medicaid
<b>Increase access to health-care</b>	Explore possibility of developing community health center.
<b>STD Awareness and Prevention</b>	Develop a plan for awareness, testing, and treatment of Chlamydia.

## Team Roster

**Tammy Nicholl**  
MHDAS Board  
Champion

**Tammy Allison**  
Mary Rutan Hospital

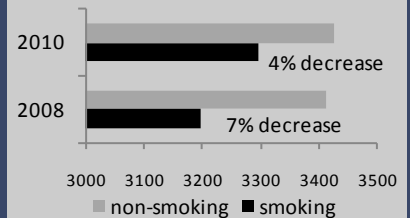
**Kay Schroer**  
Logan County Health District

**Susan Jones**  
Board of Developmental Disabilities

**Bill Riley**  
Consumer Advocacy Model  
Consolidated Care, Inc.

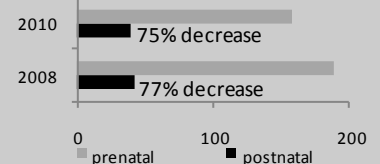
**STAFF:**  
**Stephanie Snyder**  
Family & Children First

**Graph 1: Weight of baby smoking vs not**



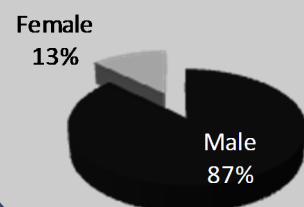
Babies born to mothers who smoked during pregnancy averaged 4% lower birth weight in 2010.

**Graph 2: Decrease in Smoking at Delivery**



At MRH delivery in 2010, 75% of mothers who had smoked during pregnancy stopped.

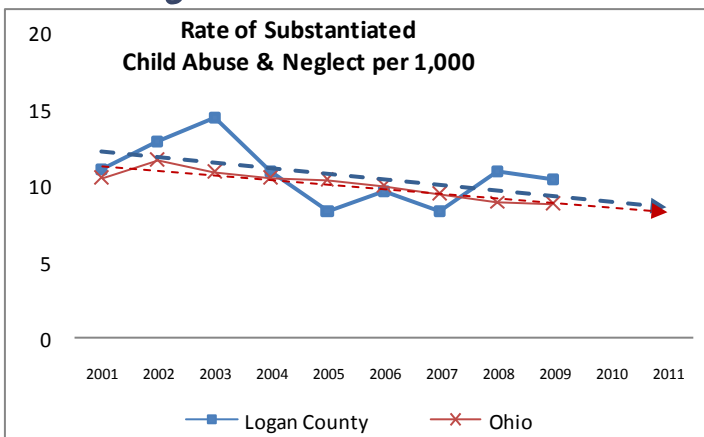
**Logan County Suicides by Gender 1996-2010 (n=63)**



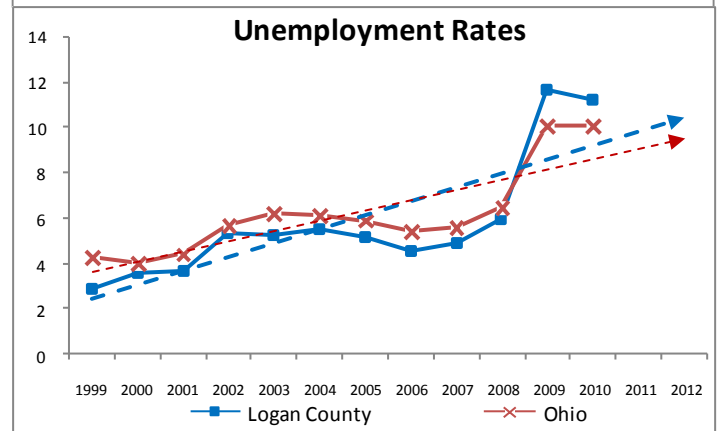
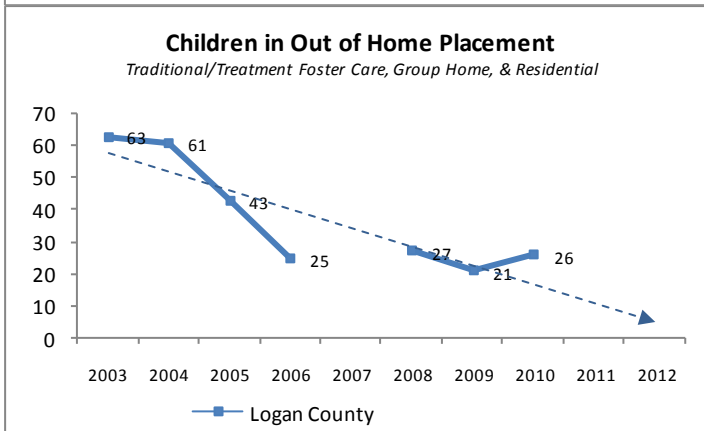
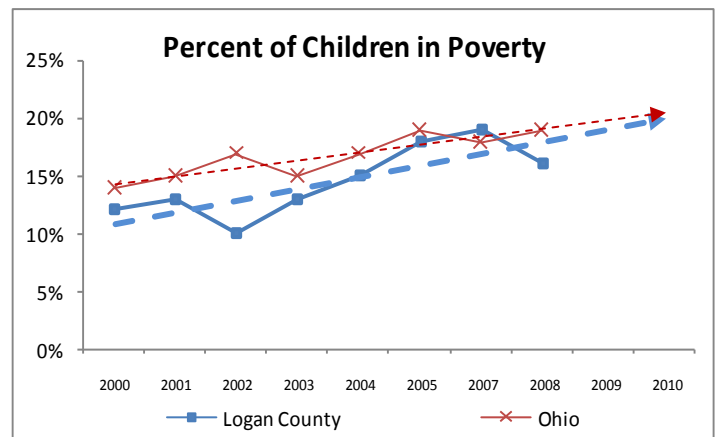
# Stable Families

**VISION** The community respects and supports families, recognizing that secure & loving families shape the character of our children, provide resiliency in our youth, & sustain adults in difficult times. Stable families are valued because the basic functions of care & monitoring they provide within the home become quite costly if transferred to government. Family members have healthy relationships with each other. Families nurture their members & provide a sense of well-being and safety. Family members work together and feel that they also belong to something larger than themselves.

## Heartening Indicators



## Troublesome Indicators



## STORY BEHIND THE CURVE

The indicators present simple pictures of highly dynamic issues. Vulnerable and displaced populations, as well as those providing services to these populations, are impacted by myriad factors. Children growing up in poverty, perpetuates and increases a culture of poverty. A poor economy limits opportunity for employment, increases stress, and increases destructive coping mechanisms such as illegal drug, alcohol, and cigarette addictions. Potential deficiencies in budgeting and parenting skills, limited positive social supports, limited emotional intelligence or social skills, and untreated mental health concerns are barriers to achieving family stability.

Service professionals encounter individuals with a sense of entitlement and a loss of hope. Service professionals can also encounter other professionals who suffer from vicarious hopelessness and apathy/burnout from battling these barriers for years. These populations tend to be concentrated neighborhoods where low income housing is available, which creates a less than ideal environment for overcoming barriers or serving the families needing assistance in overcoming these barriers. Understanding these dynamic factors is absolutely critical to developing a strategy for increasing family stability.

## WHAT WE ARE DOING TO HELP

There continues to be a broad array of services available to support stable families in the Logan County Community. The challenge of selecting the correct services for individual and specific family needs require case management and service coordination. Continued efforts towards collaboration and pooled funding

<i>Effort</i>	<i>Partner</i>
Our Daily Bread, Saint Vincent DePaul, Financial Aid	Faith Community
Investigations, Case Management, and Foster Care	Children's Services
Care Teams	Schools
Enforcement through Patrolling and Responding	Law Enforcement
Family Treatment Court	Courts
Counseling, Case Management	Mental Health Providers
Food Assistance, Cash Assistance, Medical	Job & Family Services
Oversight & Direction	Commissioners
Accountability to parents	Child support
Section 8 and Metro Vouchers	Metro Housing
HEAP, PIPP+	Tri County Community Action
Vocational Rehabilitation	BVR

that is utilized to provide service coordination to the community will help support safe and stable families. Continued collaboration will also allow the pursuit of new ideas and programs by efficiently developing the most effective, evidence based programming. The list of recommendations below reflects collaborative efforts that are being pursued by community partners in order to establish safe and stable families within our community.

## WHAT WILL MAKE THINGS BETTER

*Recommendation* (Shared Priorities)

*Strategy*

<b>Promote responsibility and self sustainability among clients served across agencies</b>	Offer staff training in Bridges Out of Poverty (FCFC/Triage, Team). Offer Getting Ahead in a Just Getting By World to consumers with follow-up support from a circles group (FCFC, Team).
<b>Encourage economic development in the county</b>	Invite business partners and Chamber of Commerce to the Stable Families Team (Team)
<b>Encourage and support program evaluation/ accountability</b>	Offer trainings to agencies on Results Based Accountability program evaluation/ accountability (CSB, FCFC)
<b>Ensure universal parenting-prevention available to support family success</b>	Provide and coordinate county parenting efforts (CSB)
<b>Supporting kinship and parent custody when safely possible</b>	Enhance Kinship training and support services (CSB) Monitor service coordination for children in or at risk for placement (FCFC)
<b>Preventing of child sexual abuse</b>	Train 5% of county population in Stewards of Children Training (CSB, CASA)

## Team Roster

**Melanie Engle**  
Children Services  
Champion

**Debbie Brownlee**  
New Directions/CCI

**Vince Ciola**  
Children Services

**Jim Daniel**  
Urbana University

**Patricia Furrow**  
Job & Family Services

**Kim Kellog-Martin**  
Child Support Enforcement

**Chana Marker**  
Family Court

**Rebecca Tumblin**  
Tri-County Community Action

### STAFF:

**Angie Hackley**  
Family & Children First



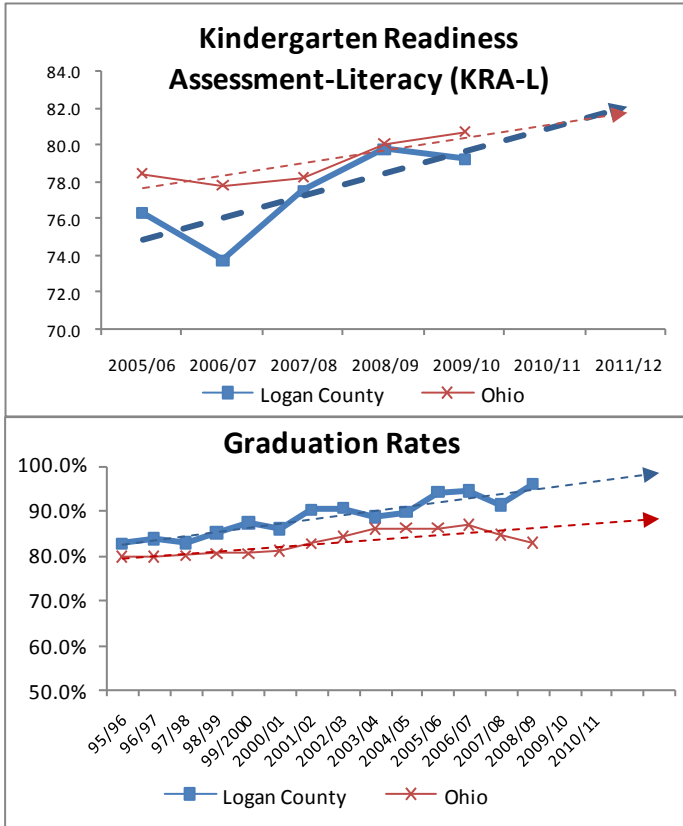
"We can think of no issue more important than the well-being of Ohio's children and families"

-Governor Strickland & Chief Justice Moyer

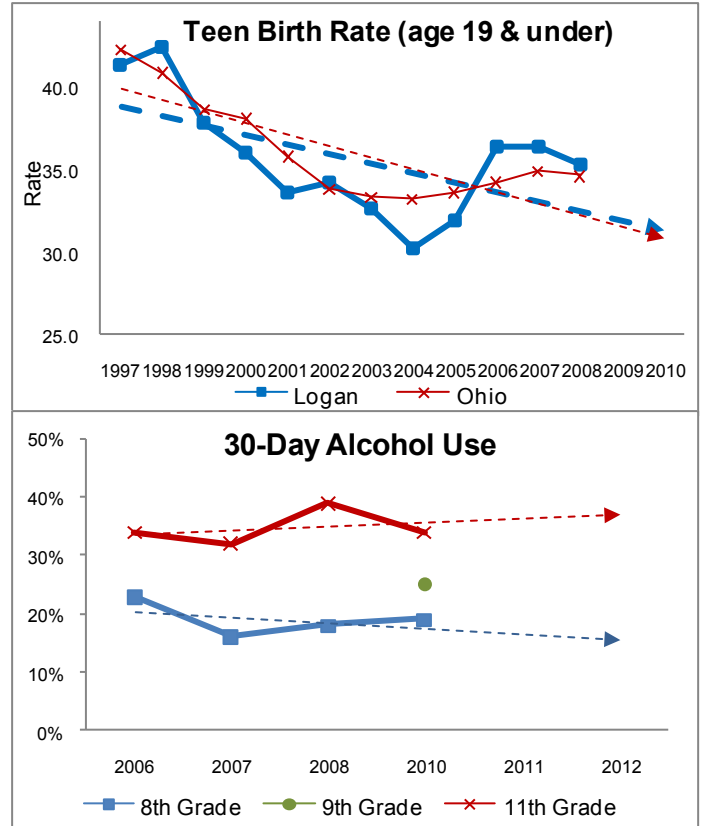
# Young People Succeeding

**VISION** Creation of a community that seeks to motivate and equip individuals, organizations, and their leaders to join together in nurturing competent, caring and responsible children and adolescents.

## Heartening Indicators



## Troublesome Indicators



## STORY BEHIND THE CURVE

The **Heartening Data** includes good news that our county graduation rate is going up and continues to be above the state average. This reflects on the readiness for children to start school, the work and commitment made by parents and families to provide those early skill building opportunities, and the value and excellence of our county education systems. On time high school graduation corresponds strongly to work readiness and the ability for our youth to pursue career goals effectively. Employers view high school graduation as a threshold predictor of a young person's work ethic, persistence and possession of the basic skills needed to succeed in the workplace.

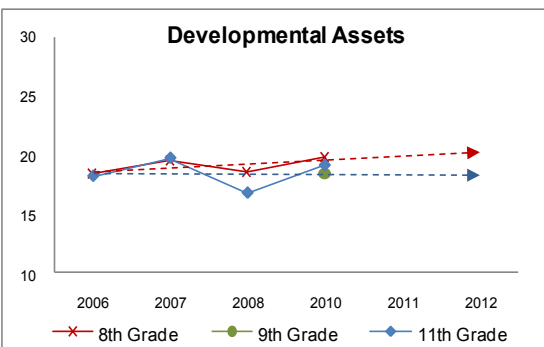
Today's youth face a multitude of **Challenges** and risks. Teen birth rates are an important concern because teen mothers and their babies face increased health risks and long-term barriers to their chances of building a financially secure future. Teen mothers are more likely to drop out of high school, live in poverty and have difficulty finding employment. Since teens often don't practice optimum prenatal care, babies born to teen moms are more likely to be born prematurely and at low birth weight and are a higher risk to suffer abuse and neglect.

Since 2006 Logan County has been surveying youth in 8<sup>th</sup> and 11<sup>th</sup> grades using the Search Institute Survey. In 2010 9<sup>th</sup> graders were also added. Search Institute uses a research-based framework that identifies basic building blocks of human development. The survey results indicate that there is an increase in the use of alcohol in the past 30 days of taking the survey. Underage alcohol consumption can create high risk situations in every aspect of a youth's life. It is the Logan County Search Institute data that has enlightened and motivated the work group to take a closer look at what our youth are reporting.

## 40 DEVELOPMENTAL ASSET FRAMEWORK

Search Institute’s 40 Developmental Asset framework provides a tool for assessing the health and well being of middle and high school students. The asset framework represents a common core of developmental building blocks crucial for all youth, regardless of community size, region of the county, gender, family economics, or race/ethnicity. On one level, the 40 Developmental Assets represent everyday wisdom about positive experiences and characteristics for young people. In addition, Search Institute research has found that these assets are powerful influences on adolescent behavior – both protecting young people from many different problem behaviors and promoting positive attitudes and behaviors.

The average young person experiences fewer than half of the 40 assets. The 2010 Logan County survey results indicate that our youth in 9<sup>th</sup> grade have fewer than 18 of the 40 assets. Youth with high asset levels are less likely to engage in high risk behaviors (such as violence, sexual activity, drug use, and suicide), and more likely to engage in thriving behaviors (such as helping others, doing well in school, and taking on leadership roles).



The 40 Developmental Assets are broken into two major categories (external and internal).

External Assets are positive developmental experiences that families, schools, neighborhoods, community groups, and other youth and family serving organizations provide young people.

Internal Assets can be thought of as inner characteristics, including a young person’s motivation and commitment to academic achievement and lifelong learning, positive personal values, social competencies, and characteristics of personal identity.

## WHAT WILL MAKE THINGS BETTER

*Recommendation* (Shared Priorities)

*Strategy*

<b>40 Developmental Asset approach to Young People Succeeding and Youth Development</b>	Educate the community & partners on the 40 Developmental Assets
	Identify strengths & weaknesses with asset data
	Conduct resource assessment
	Select priorities & set goals
	Drug Free Youth Coalition incorporate asset approach

### Team Roster

**Annette Deao**  
Family Court  
Champion

**Andrea Davis**  
OSU Extension

**Rebecca DeVault**  
Bellefontaine City Schools

**Linda Hauck**  
Discovery Riders

**Doug Steiner**  
Consolidated Care,

**Justin Willetts**  
Hilliker YMCA

#### STAFF:

**Margaret Appel**  
Drug Free Youth Coalition  
Family & Children First



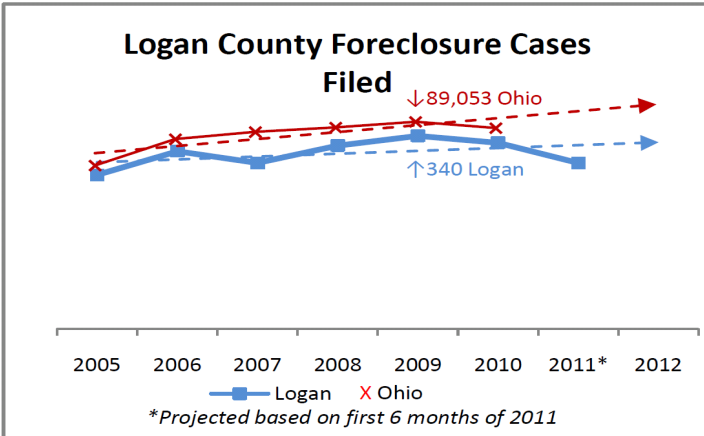
“We cannot always build the future for our youth, but we can build our youth for the future.”  
-Franklin D. Roosevelt

# Safe & Supportive Neighborhoods

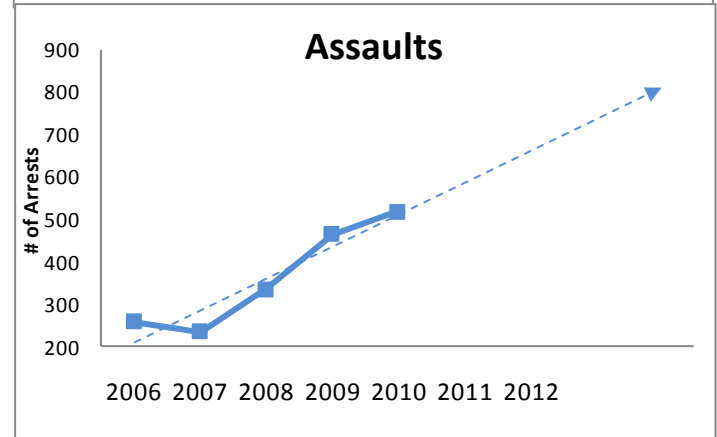
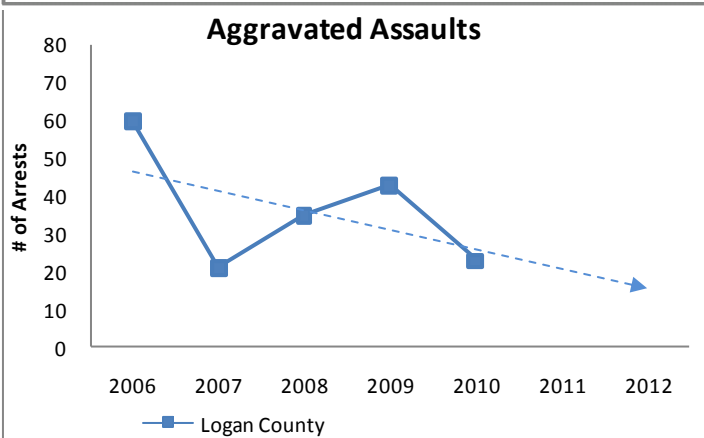
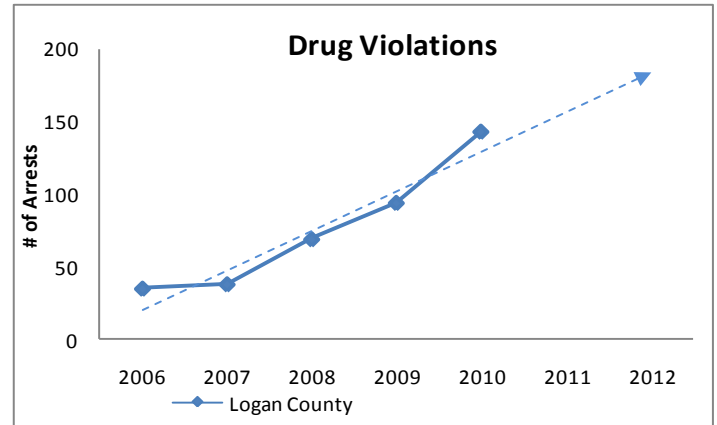
## VISION

People live in safe, healthy environments and, therefore feel a sense of belonging within the community. They have common values & goals, which provides a sense of security, as well as respect for the social structure & laws that provide a framework for behavior. They have access to positive educational & cultural experiences. The community values the unique attributes of each neighborhood, whether rural or urban.

### Heartening Indicators



### Troublesome Indicators



## STORY BEHIND THE CURVE

**Foreclosures** While the overall 6-year trend is still sharply upward, the good news is that in 2010 and the first half of 2011, Logan County foreclosures declined. That same trend is occurring statewide in Ohio, a positive sign that the economic downturn may be leveling out, or even improving. Certainly, more stability in the automotive manufacturing sectors of the economy have helped the Logan County economy, but uncertainty about the national and global economy could quickly reverse the recent heartening reduction in foreclosures.

**Aggravated Assaults** The sharp downward trend in these serious assaults is very encouraging. This may be due to rapid response or early involvement of law enforcement to diffuse or intervene in situations before they become serious enough to rise to the level of an aggravated assault. Hopefully, this also means citizens feel comfortable contacting law enforcement early to help stop situations before they escalate.

**Drug Violations** The sharp upward trend in drug violations comes as no surprise, and yet it is very alarming. Obviously, economic downturn is a major factor contributing to this disturbing trend.

**Assaults** The sharp increase in simple assaults is also concerning. However, as discussed above, some of this increase may be due to law enforcement intervening timely enough to keep a simple assault from escalating into an aggravated assault. It should be noted that, in the available data, domestic violence was not broken out as a separate crime statistic and, therefore, is included in these assault statistics.

## **WHAT WE ARE DOING TO HELP**

Law enforcement agencies throughout the county are to be commended for steps they have taken to help address identified issues. In spite of fiscal challenges, they have managed to find ways to “do more with less”, and still get the job done for the citizens of Logan County. Currently, discussions have begun on the possibility of combining dispatch services of all entities of the county, which could achieve some monetary savings, as well as efficiencies in serving the public. The continuation of those discussions is encouraged.

The law enforcement agencies have also instituted compliance checks for establishments that sell alcohol. Since alcohol may be a “gateway” to other substances such as illegal drugs, reducing illegal sales of alcohol to minors will hopefully pay dividends in reducing possible future drug use by those minors.

Logan County has taken several steps that other counties have yet to adopt with respect to foreclosures. By requiring a title examination prior to filing the foreclosure, we help avoid faulty filings that ultimately clog up the courts. By allowing potential purchasers of foreclosure properties to tour those properties, we help promote higher offers at the foreclosure sale. And, by allowing the ultimate purchaser in a foreclosure sale to verify the status of the title to the real estate, we help ensure that buyers offer more substantial purchase prices, which help sustain property values for all properties throughout the county.

A partnership between the Family & Children First Council, United Way, and the Coordinators of Logan County Area Services-C.O.L.C.A.S., produced an agency resource flip guide upon recommendations from this outcome team. C.O.L.C.A.S has historically produced a resource directory for professionals and this guide is organized by type of assistance and has been printed and distributed to families in the community.

## **WHAT WILL MAKE THINGS BETTER**

*Recommendation (Shared Priorities)*

*Strategy*

<b>Better collaboration &amp; cooperation on drug Enforcement</b>	Explore sharing resources between city and county enforcement.
<b>More uniform system of tracking crime statistics among all law enforcement agencies</b>	Analyze pros and cons of current various crime reporting systems and work toward a consensus system. Begin tracking drug crimes by type of drug involved. Consider tracking incarceration recidivism.
<b>Neighbors and communities looking out for each other.</b>	Establish program to encourage neighbors to visit regularly with each other.
<b>Better coordinated housing assistance information</b>	Work with Continuum of Care housing coalition to develop a housing resource guide.

## **Team Roster**

**Tony Core**  
County Commissioner  
Champion

**Judge C. Douglas**  
Chamberlain  
Family Court

**Debbie Hamilton**  
Community Representative

**Laura Lucas**  
Metro-Housing Authority  
Logan Belle H.A.N.D.

**Ed Peters**  
Bellefontaine Police Department

**Andy Smith**  
Sheriff's Office

**Eric Stewart**  
Prosecutor's Office

**Will Zell**  
Community Representative

### **STAFF:**

**Angela Haver**  
Family & Children First



Government's first duty is to protect the people...  
-Ronald Reagan

# Logan County Family & Children First Council

2012 Members listed below, but the community is invited to be a part of this effort

Organization/ Role	Sector of the Community	Representative*
Adriel, Inc.	Non-Profit Organization	Kay Wyse
Bellefontaine City Schools	Largest School District in County	Beth Harman*
Bellefontaine Police Dept.	Law Enforcement	Ed Peters
Benjamin Logan Local Schools	Local School District	Lori Lytle
City of Bellefontaine	Municipal Corporation with largest population in the County	Adam Brannon*
Consolidated Care, Inc.	Consolidated Care, Inc.	Randy Reminder*
Council on Rural Services	County Head Start Agency	Kelly Compton*
Department of Youth Services	Department of Youth Services Regional Office	Kyle Dickinson*
Family Representative	Family Representative	Alice Meadows*
Family Representative	Family Representative	Debbie Hamilton*
Family Representative	Family Representative	Mike Schmidt*
Indian Lake Local Schools	Local School District	Patrick O'Donnell
Logan County Board of DD	County Board of Developmental Disabilities Superintendent	Joseph Mancuso, Ph.D.*
Logan County Children's Services	Public Children Services Agency Executive Director	Melanie Engle*
Logan County Commissioners	County Commissioner	Tony Core*
Logan County DJFS	County Department of Job & Family Services Director	Dan Willoby*
Logan County ESC	Local School District Superintendent Representative	Joyce Roberts*
Logan County Family Court	Judicial Advisor	Judge Michael Brady
Logan County Family Court	Judicial Advisor	Judge Doug Chamberlain
Logan County Family Court	Family Court	Annette Deao*
Logan County Health Department	Health Commissioner Designee	Dr. Boyd Hoddinott*
Logan County MHA	Housing	Laura Lucas
Logan County Sheriff's Department	Law Enforcement	Cindy Cooper
Mary Rutan Foundation	Health Care	Tammy Allison
MHDAS Board of Logan/Champaign Co.	Board of Alcohol, Drug Addiction, and Mental Health Services Director	David Higgins, Ph.D.*
Ministerial Association	Church/Faith Based Organization	Kim Collum
Ohio Hi-Point Career Center	Local School District	Deb Baker
Ohio Ministries of the First Church of God	Church/Faith Based Organization	Brett Henry
OSU Extension, Logan County	Youth-Serving Organization	Andrea Davis
Project Child	County Early Intervention Collaborative	Kay Schroer*
Riverside Local Schools	Local School District	Jim Zerkle
Tri-County CAC, Inc.	Homelessness Serving Organization	Elizabeth Lawrence
United Way of Logan County	Non-Profit Organization	Ilene Heaton

\*member of the Executive/ Finance Committee



## Officers

Randy Reminder  
Chair

Tony Core  
Executive/Finance Chair

Dr. Boyd Hoddinott  
Vice-Chair

## Outcome Team Champions

Tammy Nicholl  
Healthy People & Behaviors

Melanie Engle  
Stable Families

Annette Deao  
Young People Succeeding

Tony Core  
Safe & Supportive  
Neighborhoods

## Committee Chairs

Kay Schroer  
Project Child

## Staff

Angela Haver  
Executive Director

Stephanie Snyder  
Administrative Assistant

Margaret Appel  
DFYC Project Director

Angie Hackley  
Program Coordinator

## LOGAN COUNTY FAMILY & CHILDREN FIRST COUNCIL

1973 St. Rt. 47 W.  
PO Box 710  
Bellefontaine, OH 43311

937-592-7287  
www.logancountyfchc.com  
E-mail: ahaver@logancbdd.org