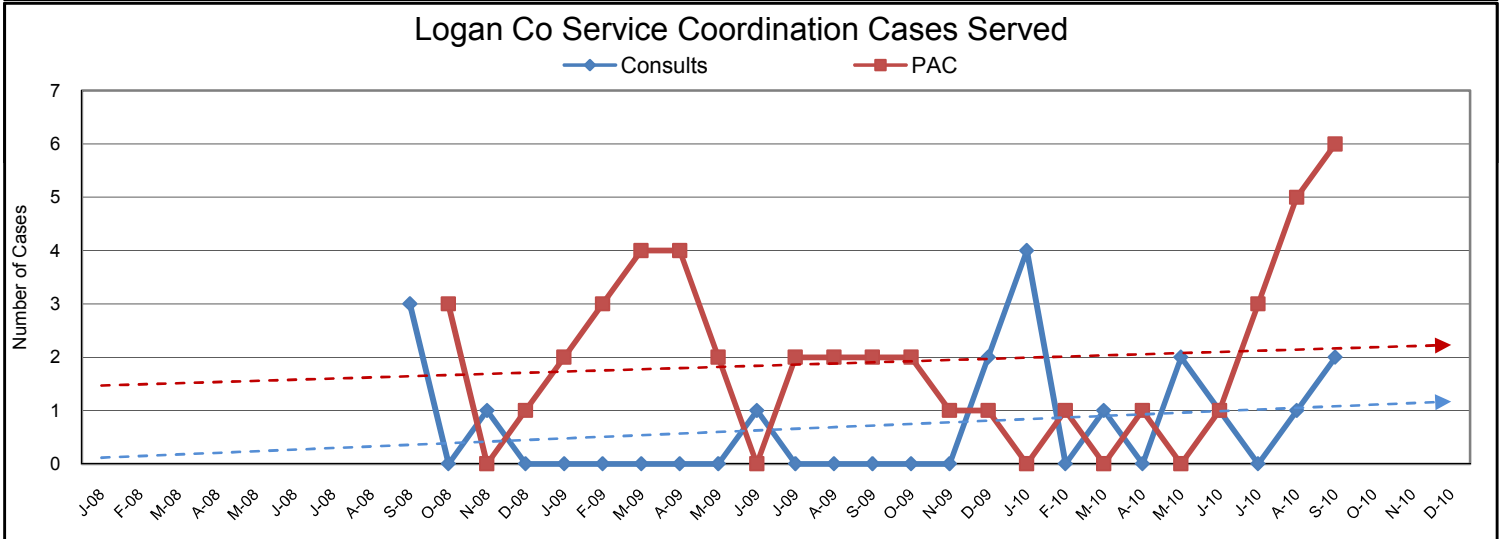
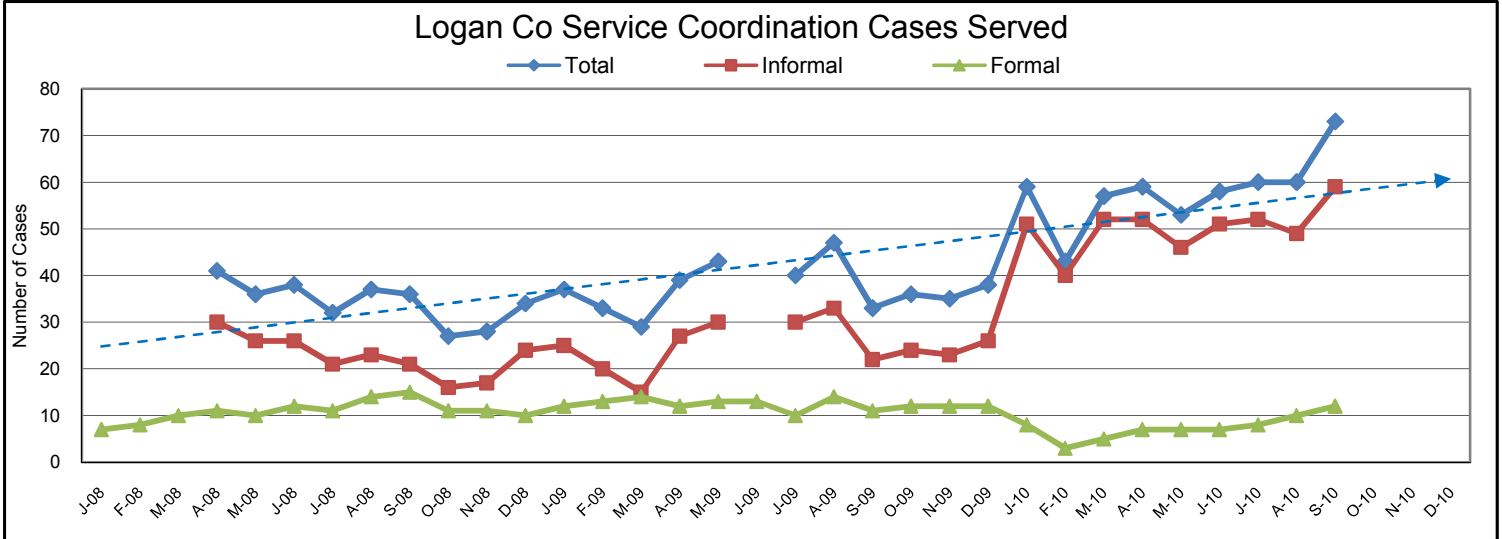
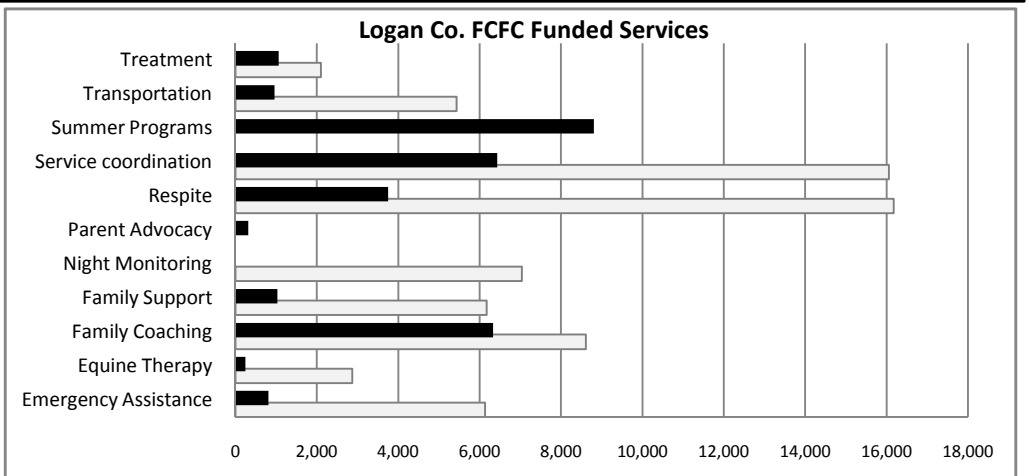


## LOGAN COUNTY SERVICE COORDINATION NUMBER SERVED

	J-08	F-08	M-08	A-08	M-08	J-08	J-08	A-08	S-08	O-08	N-08	D-08	J-09	F-09	M-09	A-09	M-09	J-09	J-09	A-09	S-09	O-09	N-09	D-09	J-10	F-10	M-10	A-10	M-10	J-10	J-10	A-10	S-10	O-10	N-10	D-10
Total				41	36	38	32	37	36	27	28	34	37	33	29	39	43		40	47	33	36	35	38	59	43	57	59	53	58	60	60	73			
Informal				30	26	26	21	23	21	16	17	24	25	20	15	27	30		30	33	22	24	23	26	51	40	52	52	46	51	52	49	59			
Formal	7	8	10	11	10	12	11	14	15	11	11	10	12	13	14	12	13		10	14	11	12	12	12	8	3	5	7	7	8	10	12				
Consults									3	0	1	0	0	0	0	0	0		0	0	0	0	0	2	4	0	1	0	2	1	0	1	2			
PAC									3	0	1	2	3	4	4	2	0		2	2	2	2	2	1	1	0	1	0	1	3	5	6				



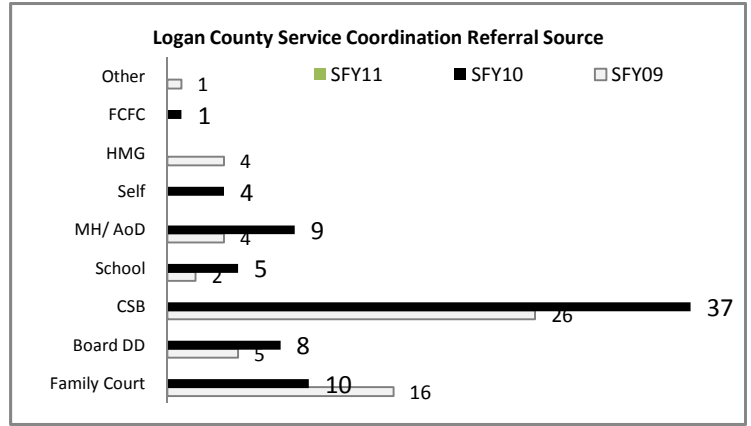
Service	SFY10	SFY 11
Emergency Assistance	6,133	811
Equine Therapy	2,870	240
Family Coaching	8,608	6,327
Family Support	6,170	1,029
Night Monitoring	7,038	
Parent Advocacy		311
Respite	16,176	3,754
Service coordination	16,056	6,429
Summer Programs		8,810
Transportation	5,430	960
Treatment	2,100	1,060
<b>TOTAL</b>	<b>70,581</b>	<b>29,731</b>



**REFERRALS**

	2008	2009	2010*	2011	2012	2013	2014
Total	56	57	69				
Informal	39	35	49				
Formal	13	22	10				
Consults	4	3	11				
	56	60	70	0			

	SFY09	SFY10	SFY11
Family Court	16	10	
Board DD	5	8	
CSB	26	37	
School	2	5	
MH/ AoD	4	9	
Self		4	
HMG	4		
FCFC		1	
Other	1		
Total	58	74	



\*Jan-Sept 2010 total

	J-08	F-08	M-08	A-08	M-08	J-08	J-08	A-08	S-08	O-08	N-08	D-08	J-09	F-09	M-09	A-09	M-09	J-09	J-09	A-09	S-09	O-09	N-09	D-09	J-10	F-10	M-10	A-10	M-10	J-10	J-10	A-10	S-10	O-10	N-10	D-10			
Total	4	7	6	4	5	4	2	8	2	4	4	6	9	4	4	10	1		5	9	1	8	3	3	6	5	14	4	6	10	7	6	11						
Informal	3	6	4	4	4	2	2	5	0	3	3	6	5	0	0	8	1		5	4	1	6	2	3	5	5	12	2	3	8	6	4	9						
Formal	1	1	2	0	1	2	0	3	2	1	0	0	4	4	4	2	0		0	5	0	2	1	0	1	0	2	2	1	1	1	2	0						
Consults							0	0	3	0	1	0	0	0	0	0	0		1	0	0	0	0	0	2	4	0	1	0	2	1	0	1	2					

